

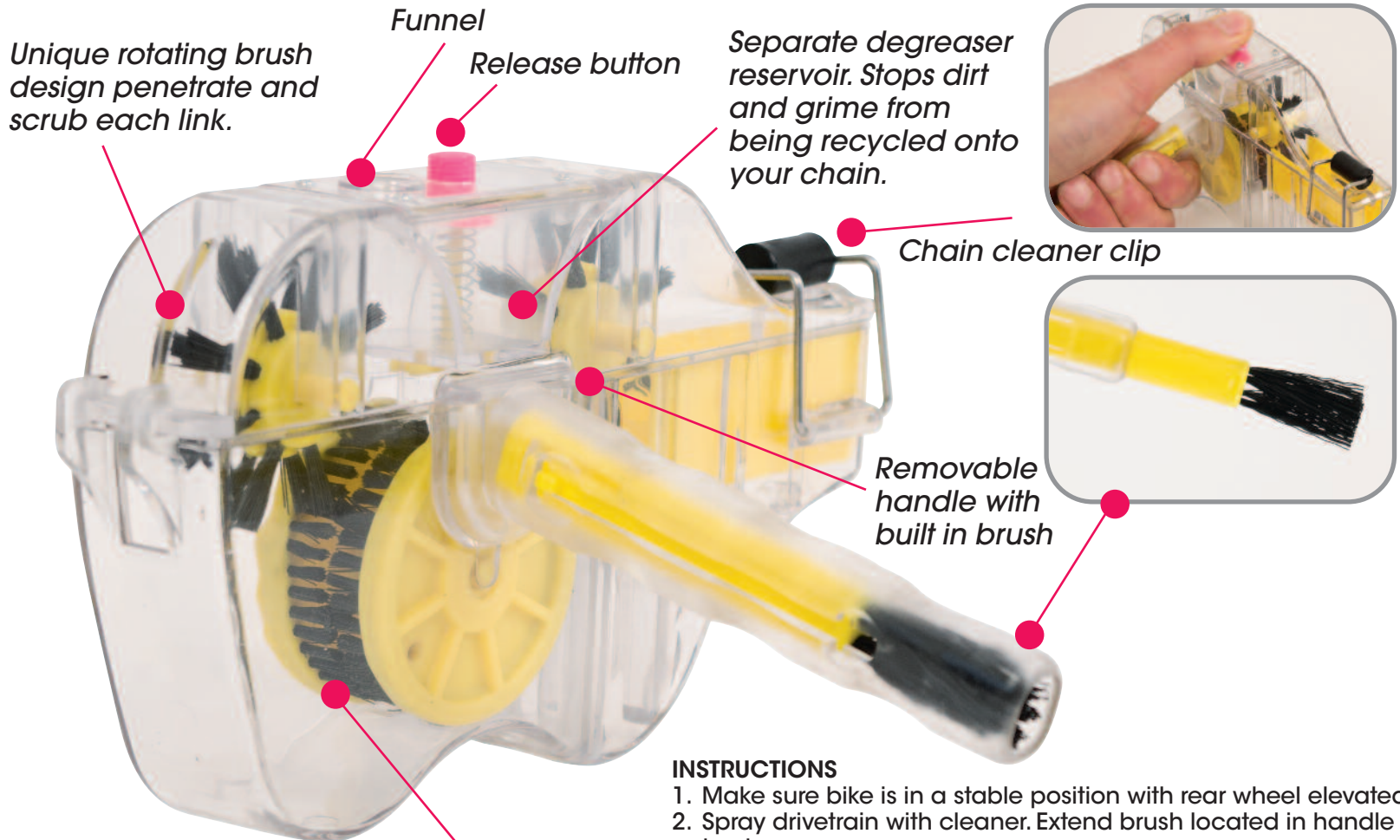


Keep your chain in race-ready condition



Removable bottom brush for easy cleaning.

INSTRUCTIONS

1. Make sure bike is in a stable position with rear wheel elevated.
2. Spray drivetrain with cleaner. Extend brush located in handle to clean.
2. Fill the degreaser reservoir via funnel with a degreaser (Miracle Red Bio Degreaser by Rock 'N' Roll Lubrication is recommended).
3. Release clip and place chain into chain cleaner unit. Secure clip back into place.
4. Spin the pedal in a reverse motion 2-3 times. Then release degreaser by pressing pink button while continuing to rotate pedals.
5. Bottom of chain cleaner will slowly fill with dirty liquid while dirt and grime is cleaned from your chain.
6. Detach the chain cleaner from chain and rinse. Use once or twice a month to maximize your bicycle's chain life.